DET. VIGA
4x VB 1(15x25)
SEM ESC.

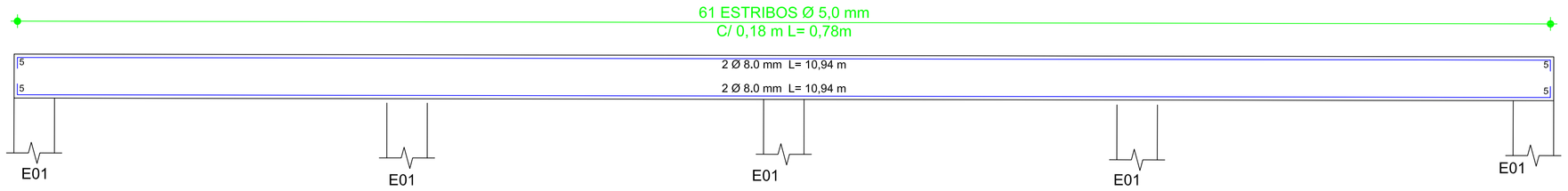

DET. VIGA
4 x VR 01 (15x25)
SEM ESC.

DET. VIGA
2x VB 02 (15x25)
SEM ESC.

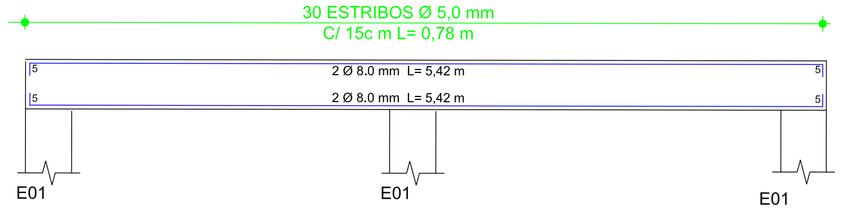

DET. VIGA
2 x VR 02 (15x30)
SEM ESC.

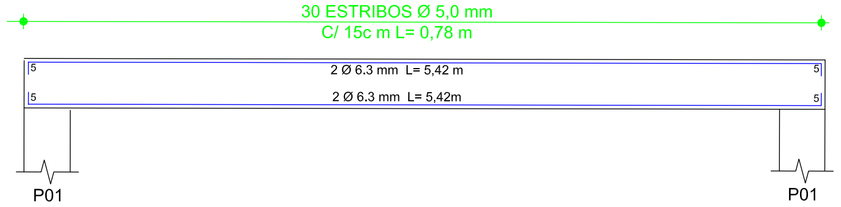

DET. PILAR-7 x (15x25) P02
h=1,00m.
S/ESC.

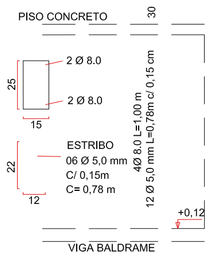

Ø=0,20 m.	Fck ≥ 15,0 Mpa
PROFUN.	QUANT.
= 1,50 m .	22
PISO DE CONCRETO	Esp=10cm
PILARES (15x25)	02

AÇO CA-50 armadura Pilares/vigas
AÇO CA-60 Estribos
FCK 25 mpa p/ Pilares / vigas

Obs: Aço acrescido 10% percas e cortes ao quantitativo.
Obs 2: Formas 16,38 m2 - Tábuas 0,30 cm-

DET. PILAR-7 x (15x25) P01
h=0,50m.
S/ESC.

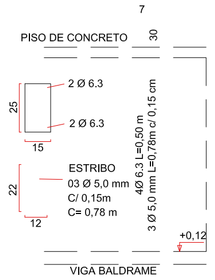

AÇO CA-50 armadura Pilares/vigas
AÇO CA-60 Estribos
FCK 25 mpa p/ Pilares / vigas

Obs: Aço acrescido 10% percas e cortes ao quantitativo.
Obs 2: Formas 58,05 m2 - Tábuas 0,30 cm- (96,75 m x 0,30cm) x 2

NOTA DE DESFORMA:
FACES LATERAIS DA VIGA 3 DIAS
FACES INFERIORES DA VIGA DEIXANDO PONTALETES BEM ENCUNHADOS E CONVENIENTIMENTE ESPAÇADOS POR 14 DIAS
FACES INFERIORES SEM PONTALETES 28 DIAS

DET. VIGA RESPALDO 01(15x25)
VR 01,02.
S/ESC.

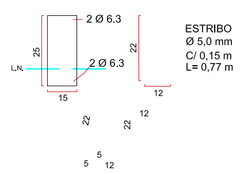

RESUMO DO AÇO PILARES

AÇO CA-60			
Bitolas	Quant.(m)	Peso(Kg/m)	Total (Kg)
4,2 mm		0,109	
5,00 mm	65,52	0,154	10,10
6,3 mm	46,20	0,245	11,40
		TOTAL	21,50
AÇO CA-50			
Bitolas	Quant.(m)	Peso(Kg/m)	Total (Kg)
8,0 mm		0,395	
10,0 mm		0,617	
12,5 mm			
		TOTAL	

Concreto Fck 25 Mpa p/ Pilares - 0,40 m3
Formas:42,00 m - 10,50 m2.

RESUMO DO AÇO VIGAS BALDRAME

AÇO CA-60			
Bitolas	Quant.(m)	Peso(Kg/m)	Total (Kg)
4,2 mm		0,109	
5,00 mm	307,04	0,154	47,28
6,3 mm		0,245	
		TOTAL	47,28
AÇO CA-50			
Bitolas	Quant.(m)	Peso(Kg/m)	Total (Kg)
8,0 mm	240,00	0,395	94,87
10,0 mm		0,617	
12,5 mm			
		TOTAL	94,87

Concreto Fck 25 Mpa p/ Viga - 2,45 m3
Formas: 43,76 m = 10,94m2

RESUMO DO AÇO VIGAS RESPALDO

AÇO CA-60			
Bitolas	Quant.(m)	Peso(Kg/m)	Total (Kg)
4,2 mm		0,109	
5,00 mm	307,04	0,154	47,28
6,3 mm	240,00	0,245	58,80
		TOTAL	106,08
AÇO CA-50			
Bitolas	Quant.(m)	Peso(Kg/m)	Total (Kg)
8,0 mm		0,395	
10,0 mm		0,617	
12,5 mm			
		TOTAL	

Concreto Fck 25 Mpa p/ Viga - 2,45 m3
Formas: 43,76 m = 10,94m2

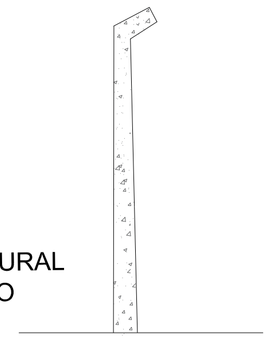

ESQUEMA ESTRUTURAL
POSTE ALAMBRADO
S/ESC.

DET. DE ESTACA (22x) - Prof.=1,50m
E01 DIAMETRO 20 Cm.
S/ ESC.

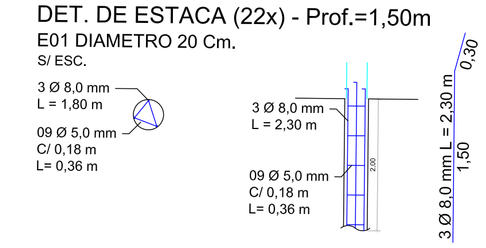

AÇO CA-50 armadura Pilares/vigas
AÇO CA-60 Estribos
FCK 25 mpa p/ Pilares / vigas

Obs: Aço acrescido 10% percas e cortes ao quantitativo.
Obs 2: Formas 58,05 m2 - Tábuas 0,30 cm- (96,75 m x 0,30cm) x 2

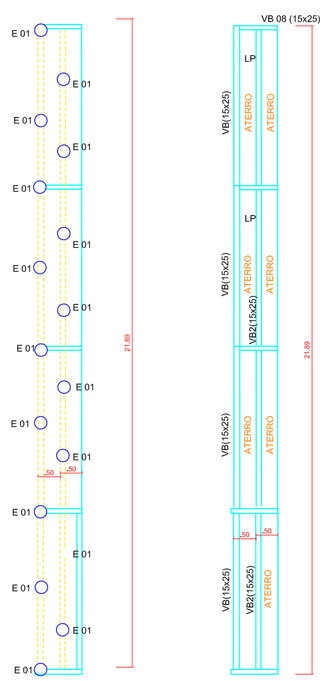

S/ESC.

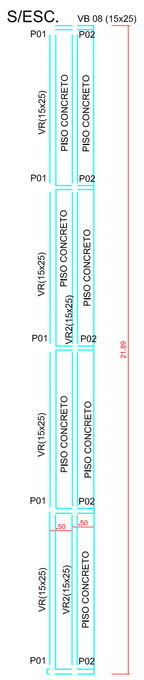

LEGENDA:

	VIGA
	ATERRO

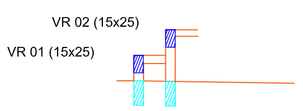

E01 E01

DETALHE DA ESTRUTURA
ARQUIBANCADA

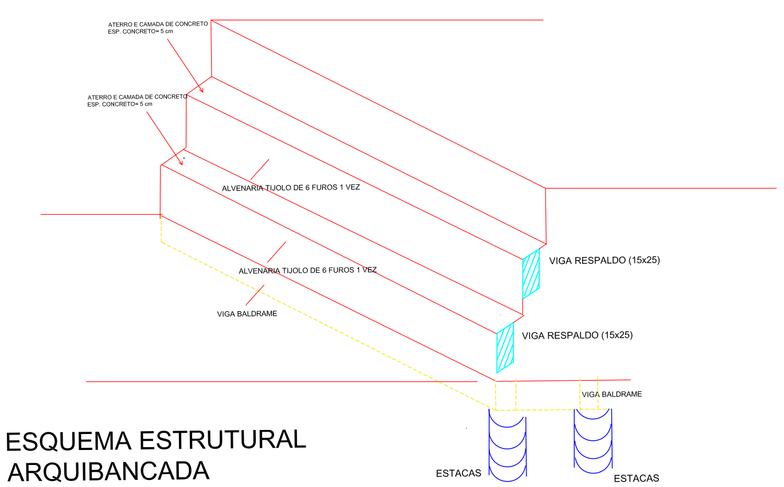

ESQUEMA ESTRUTURAL
ARQUIBANCADA
S/ESC.

DET. BALDRAME 01(15x25)
VB 01

S/ESC.

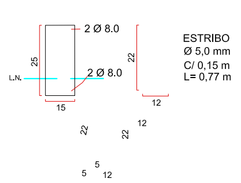

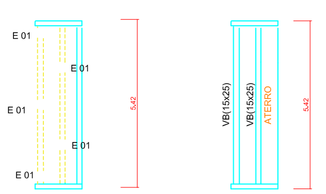

DETALHE DA FUNDAÇÃO DAS
ARQUIBANCADAS
S/ESC.

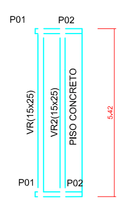

DETALHE PILARETES E VIGA DE
RESPALDO DAS ARQUIBANCADAS
S/ ESC.

GERALDO GOMES MEDEIROS JUNIOR:45989869991

Assinado de forma digital por GERALDO GOMES MEDEIROS JUNIOR:45989869991
Dados: 2024.08.19 09:15:37 -03'00'

PROJETO ESTRUTURAL - COMPLETO	
PROPRIETÁRIO: PREFEITURA MUNICIPAL DE NOVA FÁTIMA	
INFRACON - RUA PARAÍSO Nº 855, CORNÉLIO PROCÓPIO. PR . CEP 86.300.00 55 43 999899791 | geogomedeiros@yahoo.com.br	
OBRA / ENDEREÇO COBERTURA DA QUADRA ESCOLA DO MESSIAS - NOVA FÁTIMA PR	ESCALA Indicada
ESPECIALIDADE / ETAPA ESTRUTURAL ARQUIBANCADAS - PROJETO BÁSICO	DATA 01/05/.2024
DESENHO VIGAS, PILARES, DETALHES, ARMADURAS, CÁLCULOS	FOLHA 01
ENGº CIVIL AUTOR DO PROJETO GERALDO GOMES MEDEIROS JUNIOR-CREA 21.696/D PR.	ARQUIVO ARQ_QUADRA MESSIAS PB_103_COPIAS E ELEVAÇÕES_R01 - CÓPIA ATUALIZADO.DWG